

Product Information

Product Name: Smart sensor Light
Product Model: NO-HB001(Black walnut)
NO-HB002(White ash)
Light Color: 2700-3000K Warm light
Power: 1W LED
Lighting Delay: 15S
VOLTAGE: DC5V 1A
INDUCTION: 4m
Battery Capacity: 500mAh
MATERIAL: Log+Plexiglass
ACCESSORIES: Sensor Light×1, Base×1
Charging Cable×1
WEIGHT: 200g
IP: IP20
Executive standard: GB7000.204-2008
GB7000.1-2015

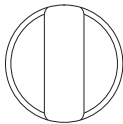
CERTIFICATION

Product Quality: A
Inspector: 02

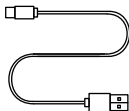
Product Formation



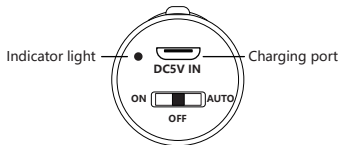
Sensor light



Fixed piece



Charging cable



INSTRUCTION

1.Adjust Power Button

OFF: Turn off the light

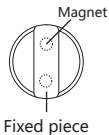


ON: Constant light mode

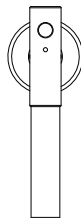
AUTO: Automatic lighting mode

When human activity is detected in a dark environment, the night lamp will turn on for 15 seconds, then automatically turn off.

2.Fixing the Night Lamp Teasing adhesive tape on the fixing sheet paste the fixing sheet in the appropriate position and then attach the night light to the fixing piece. (built-in magnets can be attached to any metal surface.)



Fixed piece



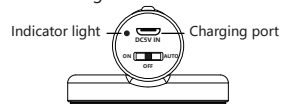
attach the night light to the fixing piece



3M Glue

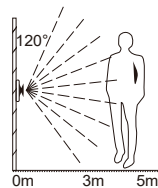
3.Charging indicator

The indicator light is red during charging and the full charge indicator is off.



4.Sensing Range

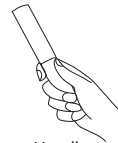
The sensing range is five to seven meter in front,120 degrees horizontally,and two to three meter laterally.



5. The night light can be placed on a flat surface,such as countertop, cabinets, desktops, etc.



Suspend



Handing